


Luminaire Photograph



Light Output Ratio:	78.9%	
Luminaire Power:	17.74 W	
SHR Nominal:	0.75	Calculated using the TM5
SHR Maximum:	0.90	fine grid method.

C Range: 0 - 360DEG
C Interval: 30.0DEG
Test Speed: HIGH
Temperature: 25.3DEG
Operators: Zoe
Test Date: 2023-3-7

Range: 0 - 180DEG
Interval: 1.0DEG
Test System: EVERFINE GO-SPEX500_V1 SYSTEM V2.00.416
Humidity: 65.0%
Test Distance: 3.160m [K=1.0000]
Remarks: LAMP: BXRE-30G1000-A-83 Ra: 90
LENS: PM-1082C 50R
DRIVER: PUP20A-1WMC 450mA
30minutes warm-up

LUMINOUS INTENSITY DISTRIBUTION DIAGRAM

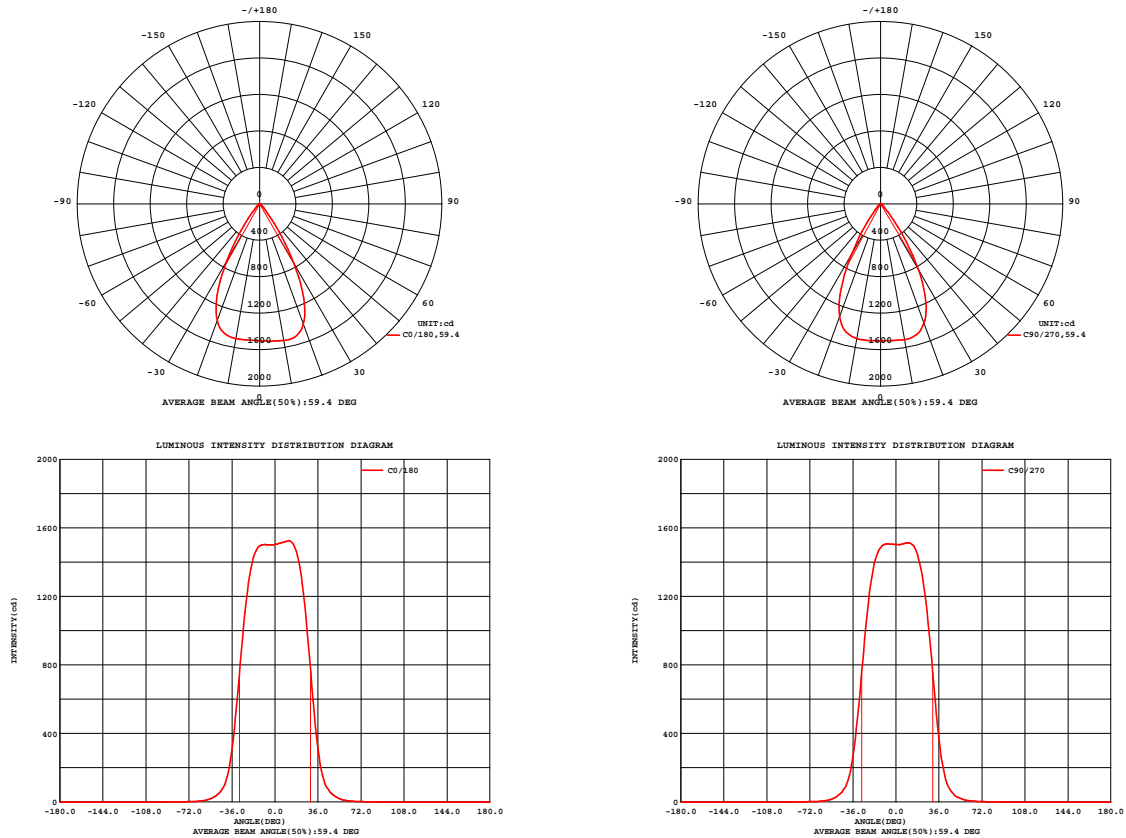


Fig. C0/C180

Fig. C90/C270

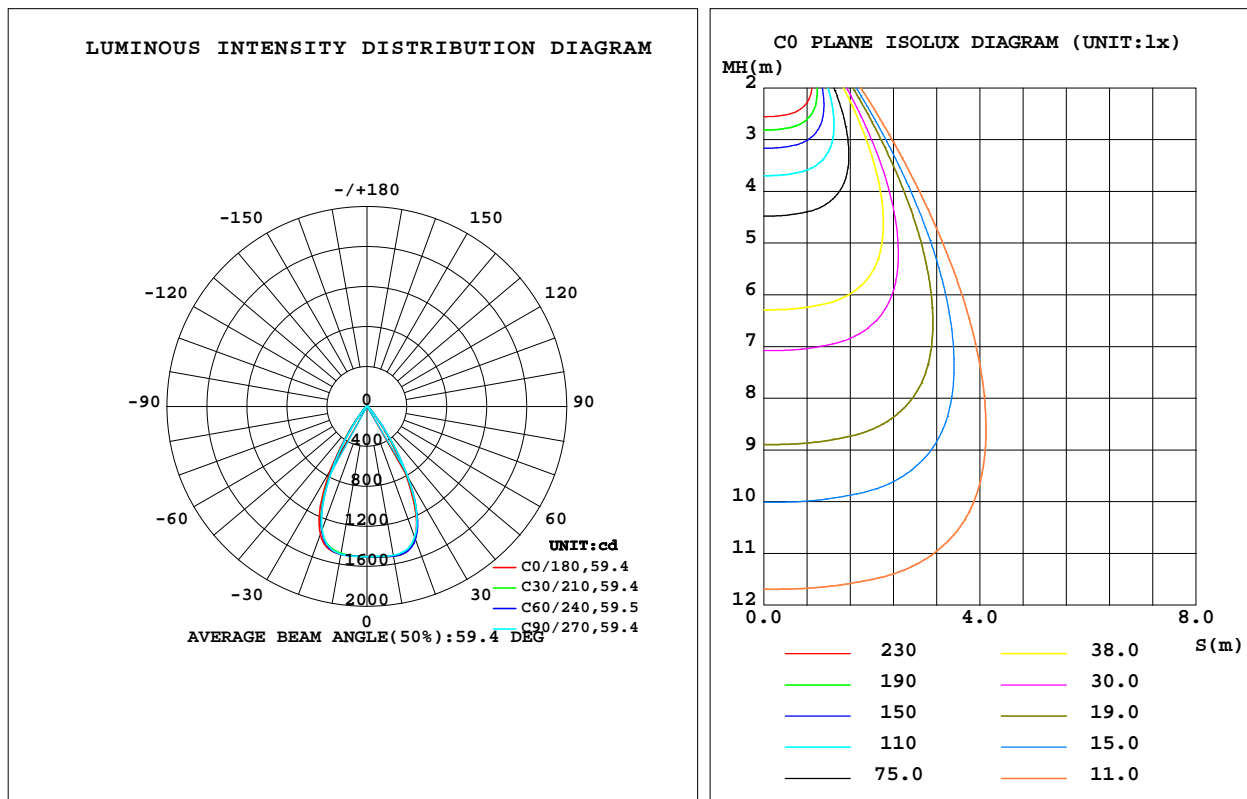
C Range: 0 - 360DEG
C Interval: 30.0DEG
Test Speed: HIGH
Temperature: 25.3DEG
Operators: Zoe
Test Date: 2023-3-7

Range: 0 - 180DEG
Interval: 1.0DEG
Test System: EVERFINE GO-SPEX500_V1 SYSTEM V2.00.416
Humidity: 65.0%
Test Distance: 3.160m [K=1.0000]
Remarks: LAMP: BXRE-30G1000-A-83 Ra: 90
LENS: PM-1082C 50R
DRIVER: PUP20A-1WMC 450mA
30minutes warm-up

LUMINAIRE PHOTOMETRIC TEST REPORT

Test:U:120.01V I:0.1485A P:17.742W PF:0.9941 Freq:59.98Hz Lamp Flux:1749.31x1 lm					
NAME: 2218.216F-LEA-14			TYPE:		WEIGHT:
SPEC.:3000K			DIM.:		SERIAL No.:2303070246
MFR.: RISE			SUR.:0.003737385m2		Shielding Angle:

DATA OF LAMP		PHOTOMETRIC DATA				Eff: 77.78 lm/W
MODEL	Bridgelux	I _{max} (cd)	1524	S/MH(C0/180)	0.87	
NOMINAL POWER(W)	18	LOR(%)	78.9	S/MH(C90/270)	0.84	
RATED VOLTAGE(V)	120	TOTAL FLUX(lm)	1379.9	UP,DN(C0-180)	0.0,41.2	
NOMINAL FLUX(lm)	1749.31	CIE CLASS	DIRECT	UP,DN(C180-360)	0.0,37.7	
LAMPS INSIDE	1	up(%)	0.0	CIBSE SHR NOM	0.75	
TEST VOLTAGE(V)	120	down(%)	78.9	CIBSE SHR MAX	0.90	



C Range: 0 - 360DEG
C Interval: 30.0DEG
Test Speed: HIGH
Temperature:25.3DEG
Operators:Zoe
Test Date:2023-3-7

Range: 0 - 180DEG
Interval: 1.0DEG
Test System:EVERFINE GO-SPEX500_V1 SYSTEM V2.00.416
Humidity:65.0%
Test Distance:3.160m [K=1.0000]
Remarks: LAMP:BXRE-30G1000-A-83 Ra:90
LENS:PM-1082C 50R
DRIVER: PUP20A-1WMC 450mA
30minutes warm-up

ZONAL FLUX DIAGRAM

ZONAL FLUX DIAGRAM:

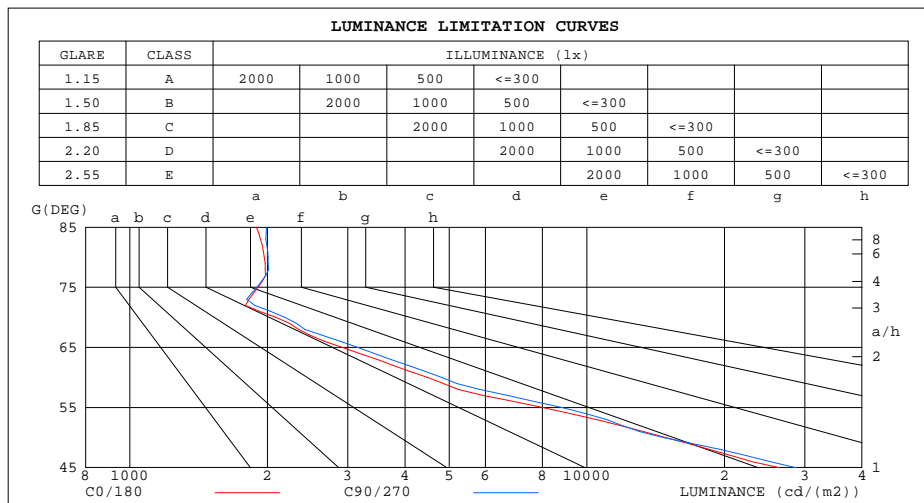
	C0	C45	C90	C135	C180	C225	C270	C315		zone	total	%lum,lamp
10	1522	1519	1512	1508	1501	1496	1500	1517	0- 10	143.9	143.9	10.4,8.22
20	1405	1413	1393	1391	1364	1324	1316	1373	10- 20	415.0	558.9	40.5,31.9
30	756.4	822.2	828.2	786.4	723.3	656.3	641.3	697.8	20- 30	497.8	1057	76.6,60.4
40	151.8	171.1	188.5	162.7	143.9	127.6	125.5	137.8	30- 40	242.5	1299	94.2,74.3
50	35.77	39.72	35.45	38.14	33.55	30.29	29.75	32.66	40- 50	57.38	1357	98.3,77.5
60	8.386	9.333	9.008	8.814	7.889	7.079	6.964	7.576	50- 60	16.16	1373	99.5,78.5
70	2.667	2.897	2.789	2.735	2.431	2.164	2.104	2.361	60- 70	4.687	1377	99.8,78.7
80	1.278	1.380	1.302	1.291	1.200	1.083	1.060	1.155	70- 80	1.896	1379	100,78.8
90	0	0	0	0	0	0	0	0	80- 90	0.6043	1380	100,78.9
100	0	0	0	0	0	0	0	0	90-100	0	1380	100,78.9
110	0	0	0	0	0	0	0	0	100-110	0	1380	100,78.9
120	0	0	0	0	0	0	0	0	110-120	0	1380	100,78.9
130	0	0	0	0	0	0	0	0	120-130	0	1380	100,78.9
140	0	0	0	0	0	0	0	0	130-140	0	1380	100,78.9
150	0	0	0	0	0	0	0	0	140-150	0	1380	100,78.9
160	0	0	0	0	0	0	0	0	150-160	0	1380	100,78.9
170	0	0	0	0	0	0	0	0	160-170	0	1380	100,78.9
180	0	0	0	0	0	0	0	0	170-180	0	1380	100,78.9
DEG	LUMINOUS INTENSITY:cd									UNIT:lm		

C Range: 0 - 360DEG
C Interval: 30.0DEG
Test Speed: HIGH
Temperature:25.3DEG
Operators:Zoe
Test Date:2023-3-7

Range: 0 - 180DEG
Interval: 1.0DEG
Test System:EVERFINE GO-SPEX500_V1 SYSTEM V2.00.416
Humidity:65.0%
Test Distance:3.160m [K=1.0000]
Remarks: LAMP:BXRE-30G1000-A-83 Ra:90
LENS:PM-1082C 50R
DRIVER: PUP20A-1WMC 450mA
30minutes warm-up

LUMINANCE LIMITATION CURVES

Test:U:120.01V I:0.1485A P:17.742W PF:0.9941 Freq:59.98Hz Lamp Flux:1749.31x1 lm		
NAME: 2218.216F-LEA-14	TYPE:	WEIGHT:
SPEC.:3000K	DIM.:	SERIAL No.:2303070246
MFR.: RISE	SUR.:0.003737385m2	Shielding Angle:



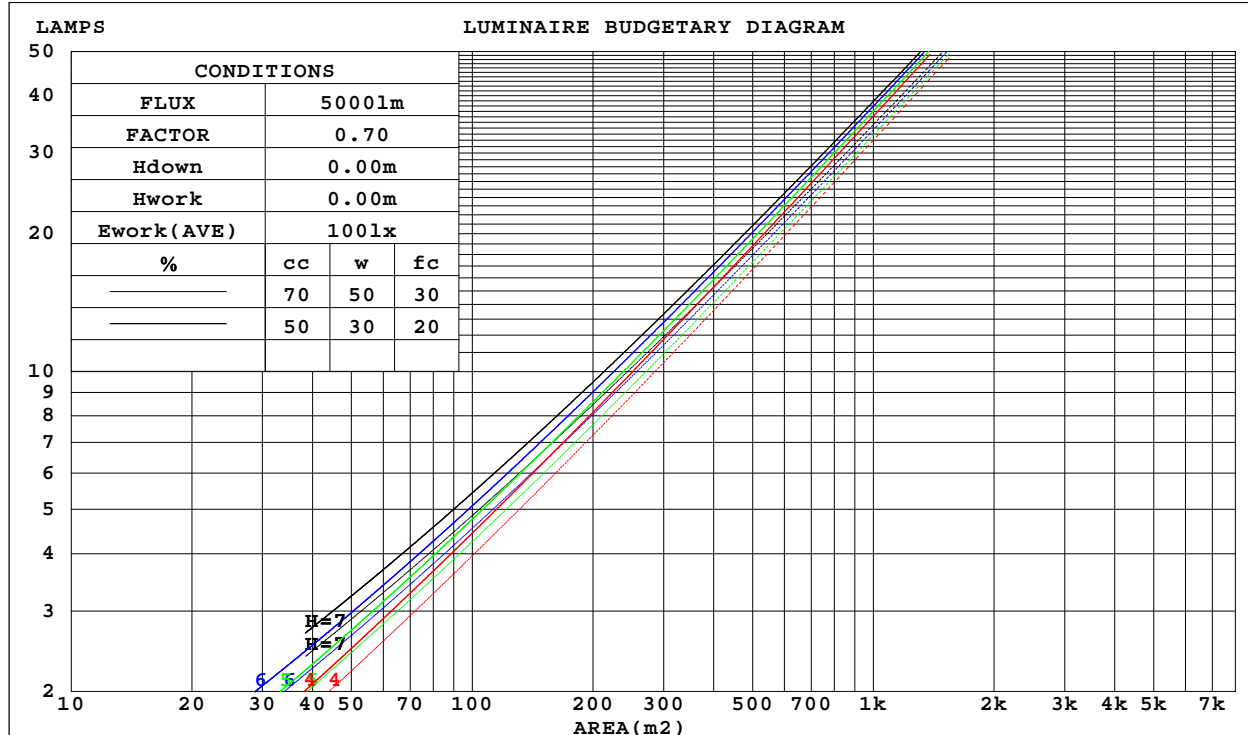
C Range: 0 - 360DEG
C Interval: 30.0DEG
Test Speed: HIGH
Temperature:25.3DEG
Operators:Zoe
Test Date:2023-3-7

Range: 0 - 180DEG
Interval: 1.0DEG
Test System:EVERFINE GO-SPEX500_V1 SYSTEM V2.00.416
Humidity:65.0%
Test Distance:3.160m [K=1.0000]
Remarks: LAMP:BXRE-30G1000-A-83 Ra:90
LENS:PM-1082C 50R
DRIVER: PUP20A-1WMC 450mA
30minutes warm-up

CU AND LUMINAIRE BUDGETARY ESTIMATE DIAGRAM

Test:U:120.01V I:0.1485A P:17.742W PF:0.9941 Freq:59.98Hz Lamp Flux:1749.31x1 lm		
NAME: 2218.216F-LEA-14	TYPE:	WEIGHT:
SPEC.:3000K	DIM.:	SERIAL No.:2303070246
MFR.: RISE	SUR.:0.003737385m2	Shielding Angle:

cc	80%			70%			50%			30%			10%			0
w	50%	30%	10%	50%	30%	10%	50%	30%	10%	50%	30%	10%	50%	30%	10%	0
fc	20%			20%			20%			20%			20%			0
RCR	RCR:Room Cavity Ratio			Coefficients of Utilization(CU)												
0.0	.94	.94	.94	.92	.92	.92	.88	.88	.88	.84	.84	.84	.80	.80	.80	.79
1.0	.87	.86	.84	.86	.84	.83	.83	.81	.80	.80	.79	.78	.77	.76	.75	.74
2.0	.82	.78	.76	.80	.77	.75	.78	.75	.73	.75	.73	.72	.73	.72	.70	.69
3.0	.76	.72	.69	.75	.72	.69	.73	.70	.68	.71	.69	.67	.69	.67	.66	.64
4.0	.71	.67	.64	.71	.67	.64	.69	.65	.63	.67	.64	.62	.66	.63	.61	.60
5.0	.67	.63	.59	.66	.62	.59	.65	.61	.58	.64	.60	.58	.62	.60	.57	.56
6.0	.63	.58	.55	.62	.58	.55	.61	.57	.55	.60	.57	.54	.59	.56	.54	.53
7.0	.59	.55	.52	.59	.55	.51	.58	.54	.51	.57	.53	.51	.56	.53	.51	.50
8.0	.56	.52	.48	.56	.51	.48	.55	.51	.48	.54	.50	.48	.53	.50	.48	.47
9.0	.53	.49	.45	.53	.48	.45	.52	.48	.45	.51	.48	.45	.51	.47	.45	.44
10.0	.50	.46	.43	.50	.46	.43	.49	.45	.43	.49	.45	.43	.48	.45	.42	.41



C Range: 0 - 360DEG
C Interval: 30.0DEG
Test Speed: HIGH
Temperature:25.3DEG
Operators:Zoe
Test Date:2023-3-7

Range: 0 - 180DEG
Interval: 1.0DEG
Test System:EVERFINE GO-SPEX500_V1 SYSTEM V2.00.416
Humidity:65.0%
Test Distance:3.160m [K=1.0000]
Remarks: LAMP:BXRE-30G1000-A-83 Ra:90
LENS:PM-1082C 50R
DRIVER: PUP20A-1WMC 450mA
30minutes warm-up

WEC AND CCEC

Test:U:120.01V I:0.1485A P:17.742W PF:0.9941 Freq:59.98Hz Lamp Flux:1749.31x1 lm					
NAME: 2218.216F-LEA-14			TYPE:		WEIGHT:
SPEC.:3000K			DIM.:		SERIAL No.:2303070246
MFR.: RISE			SUR.:0.003737385m2		Shielding Angle:

cc	80%			70%			50%			30%			10%			0
w	50%	30%	10%	50%	30%	10%	50%	30%	10%	50%	30%	10%	50%	30%	10%	0
fc	20%			20%			20%			20%			20%			0
RCR	RCR:Room Cavity Ratio Wall Exitance Coefficients(WEC)															
0.0																
1.0	.138	.078	.025	.133	.076	.024	.123	.070	.022	.114	.065	.021	.105	.061	.020	
2.0	.132	.072	.022	.127	.070	.022	.119	.066	.021	.111	.062	.020	.104	.059	.019	
3.0	.125	.067	.020	.122	.065	.020	.115	.062	.019	.108	.059	.018	.102	.056	.017	
4.0	.120	.062	.018	.116	.061	.018	.110	.058	.017	.104	.056	.017	.099	.054	.016	
5.0	.114	.058	.017	.111	.057	.017	.106	.055	.016	.101	.053	.016	.096	.051	.015	
6.0	.109	.055	.016	.106	.054	.015	.102	.052	.015	.097	.051	.015	.093	.049	.015	
7.0	.104	.051	.015	.102	.051	.014	.098	.049	.014	.094	.048	.014	.090	.047	.014	
8.0	.100	.049	.014	.098	.048	.014	.094	.047	.013	.091	.046	.013	.087	.045	.013	
9.0	.096	.046	.013	.094	.046	.013	.091	.045	.013	.088	.044	.013	.085	.043	.012	
10.0	.092	.044	.012	.090	.044	.012	.087	.043	.012	.085	.042	.012	.082	.041	.012	

cc	80%			70%			50%			30%			10%			0
w	50%	30%	10%	50%	30%	10%	50%	30%	10%	50%	30%	10%	50%	30%	10%	0
fc	20%			20%			20%			20%			20%			0
RCR	RCR:Room Cavity Ratio Ceiling Cavity Exitance Coefficients(CCEC)															
0.0	.150	.150	.150	.128	.128	.128	.088	.088	.088	.050	.050	.050	.016	.016	.016	
1.0	.135	.124	.114	.115	.107	.098	.079	.073	.068	.045	.042	.040	.015	.014	.013	
2.0	.123	.105	.089	.105	.090	.077	.072	.062	.054	.042	.036	.032	.013	.012	.010	
3.0	.113	.090	.071	.097	.077	.062	.066	.054	.043	.038	.031	.025	.012	.010	.008	
4.0	.105	.078	.057	.090	.067	.050	.062	.047	.035	.036	.027	.021	.012	.009	.007	
5.0	.098	.069	.047	.084	.059	.041	.058	.042	.029	.034	.024	.017	.011	.008	.006	
6.0	.092	.061	.039	.079	.053	.034	.055	.037	.024	.032	.022	.014	.010	.007	.005	
7.0	.087	.055	.033	.075	.048	.029	.052	.034	.021	.030	.020	.012	.010	.006	.004	
8.0	.082	.051	.029	.071	.044	.025	.049	.031	.018	.029	.018	.011	.009	.006	.003	
9.0	.079	.046	.025	.068	.040	.022	.047	.028	.015	.027	.017	.009	.009	.005	.003	
10.0	.075	.043	.022	.065	.037	.019	.045	.026	.013	.026	.016	.008	.008	.005	.003	

C Range: 0 - 360DEG
C Interval: 30.0DEG
Test Speed: HIGH
Temperature:25.3DEG
Operators:Zoe
Test Date:2023-3-7

Range: 0 - 180DEG
Interval: 1.0DEG
Test System:EVERFINE GO-SPEX500_V1 SYSTEM V2.00.416
Humidity:65.0%
Test Distance:3.160m [K=1.0000]
Remarks: LAMP:BXRE-30G1000-A-83 Ra:90
LENS:PM-1082C 50R
DRIVER: PUP20A-1WMC 450mA
30minutes warm-up

UGR(Unified Glare Rating) Table

Test:U:120.01V I:0.1485A P:17.742W PF:0.9941 Freq:59.98Hz Lamp Flux:1749.31x1 lm											
NAME: 2218.216F-LEA-14						TYPE:		WEIGHT:			
SPEC.:3000K						DIM.:		SERIAL No.:2303070246			
MFR.: RISE						SUR.:0.003737385m2		Shielding Angle:			
ceiling/cavity	0.7	0.7	0.5	0.5	0.3	0.7	0.7	0.5	0.5	0.3	
walls	0.5	0.3	0.5	0.3	0.3	0.5	0.3	0.5	0.3	0.3	
working plane	0.2	0.2	0.2	0.2	0.2	0.2	0.2	0.2	0.2	0.2	
Room dimensions		Viewed crosswise					Viewed endwise				
x = 2H y = 2H	2H	20.2	21.2	20.5	21.3	21.5	20.8	21.7	21.0	21.9	22.0
	3H	20.1	20.9	20.3	21.1	21.3	20.6	21.5	20.9	21.7	21.9
	4H	20.0	20.8	20.3	21.0	21.3	20.5	21.4	20.8	21.6	21.8
	6H	19.9	20.7	20.2	20.9	21.2	20.5	21.2	20.8	21.5	21.7
	8H	19.9	20.6	20.2	20.9	21.1	20.4	21.1	20.7	21.4	21.7
	12H	19.8	20.5	20.2	20.8	21.1	20.4	21.1	20.7	21.3	21.6
4H	2H	20.0	20.8	20.3	21.0	21.3	20.5	21.4	20.8	21.6	21.8
	3H	19.9	20.5	20.2	20.8	21.1	20.4	21.1	20.7	21.3	21.6
	4H	19.8	20.4	20.1	20.7	21.0	20.3	20.9	20.6	21.2	21.5
	6H	19.7	20.2	20.1	20.6	20.9	20.2	20.8	20.6	21.1	21.4
	8H	19.6	20.2	20.0	20.5	20.9	20.2	20.7	20.6	21.0	21.4
	12H	19.6	20.1	20.0	20.4	20.8	20.1	20.6	20.5	21.0	21.4
8H	4H	19.6	20.1	20.0	20.5	20.9	20.2	20.7	20.6	21.0	21.4
	6H	19.5	20.0	20.0	20.4	20.8	20.1	20.5	20.5	20.9	21.3
	8H	19.5	19.9	20.0	20.3	20.7	20.0	20.4	20.5	20.8	21.3
	12H	19.5	19.8	19.9	20.2	20.7	20.0	20.3	20.5	20.7	21.2
12H	4H	19.6	20.0	20.0	20.4	20.8	20.1	20.6	20.5	21.0	21.3
	6H	19.5	19.9	19.9	20.3	20.7	20.0	20.4	20.5	20.8	21.3
	8H	19.5	19.8	19.9	20.2	20.7	20.0	20.3	20.5	20.7	21.2
Variations with the observer position at spacings:											
S = 1.0H		+ 3.1 / - 8.7					+ 3.7 / - 8.8				
1.5H		+ 5.1 / - 6.4					+ 5.8 / - 6.6				
2.0H		+ 4.9 / - 5.0					+ 5.1 / - 5.1				

CIE Pub.117, 1749 lm Total Lamp Luminous Flux Corrected ($8\log(F/F_0) = 1.9$)
Area: 0.00373738 m2

C Range: 0 - 360DEG
C Interval: 30.0DEG
Test Speed: HIGH
Temperature:25.3DEG
Operators:Zoe
Test Date:2023-3-7

Range: 0 - 180DEG
Interval: 1.0DEG
Test System:EVERFINE GO-SPEX500_V1 SYSTEM V2.00.416
Humidity:65.0%
Test Distance:3.160m [K=1.0000]
Remarks: LAMP:BXRE-30G1000-A-83 Ra:90
LENS:PM-1082C 50R
DRIVER: PUP20A-1WMC 450mA
30minutes warm-up

UTILIZATION FACTORS TABLE

Test:U:120.01V I:0.1485A P:17.742W PF:0.9941 Freq:59.98Hz Lamp Flux:1749.31x1 lm		
NAME: 2218.216F-LEA-14	TYPE:	WEIGHT:
SPEC.:3000K	DIM.:	SERIAL No.:2303070246
MFR.: RISE	SUR.:0.003737385m2	Shielding Angle:

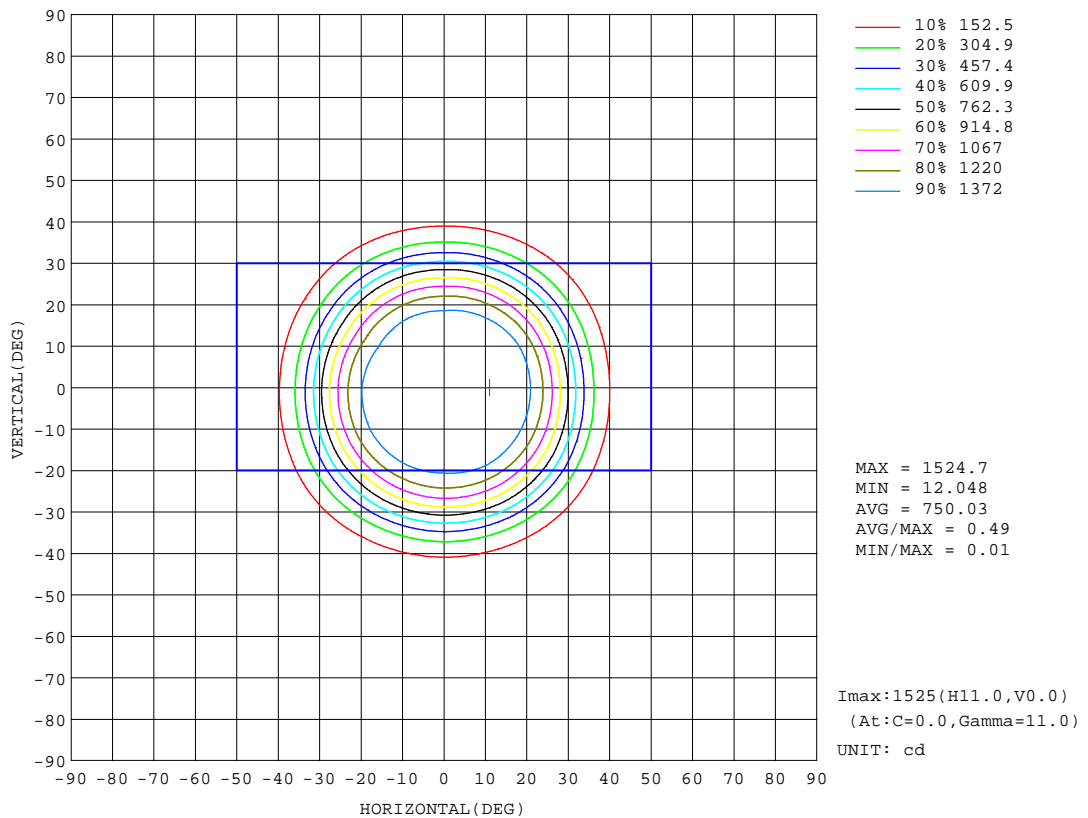
REFLECTANCE										
Ceiling	0.8	0.8	0.8	0.7	0.7	0.7	0.5	0.5	0.5	0
Walls	0.7	0.5	0.3	0.7	0.5	0.3	0.7	0.5	0.3	0
Working plane	0.2	0.2	0.2	0.2	0.2	0.2	0.2	0.2	0.2	0
ROOM INDEX	UTILIZATION FACTORS(PERCENT) $k(RI) \times RCR = 5$									
k = 0.60	69	64	61	69	64	61	68	64	61	58
0.80	75	71	68	75	70	68	74	70	67	64
1.00	79	74	71	78	74	71	77	74	71	68
1.25	82	78	75	81	77	75	79	76	74	71
1.50	84	80	78	83	80	77	81	78	76	73
2.00	86	83	80	85	82	80	83	80	78	74
2.50	87	84	82	86	83	81	83	81	80	75
3.00	88	86	84	87	85	83	84	82	81	76
4.00	90	88	86	88	86	85	85	84	83	77
5.00	91	89	88	89	88	86	86	85	84	78
ROOM INDEX	UF(total)									Direct
According to DIN EN 13032-2 2004			Suspended					SHRNOM = 1.25		

C Range: 0 - 360DEG
 C Interval: 30.0DEG
 Test Speed: HIGH
 Temperature:25.3DEG
 Operators:Zoe
 Test Date:2023-3-7

Range: 0 - 180DEG
 Interval: 1.0DEG
 Test System:EVERFINE GO-SPEX500_V1 SYSTEM V2.00.416
 Humidity:65.0%
 Test Distance:3.160m [K=1.0000]
 Remarks: LAMP:BXRE-30G1000-A-83 Ra:90
 LENS:PM-1082C 50R
 DRIVER: PUP20A-1WMC 450mA
 30minutes warm-up

ISOCANDELA DIAGRAM

Test:U:120.01V I:0.1485A P:17.742W PF:0.9941 Freq:59.98Hz Lamp Flux:1749.31x1 lm		
NAME: 2218.216F-LEA-14	TYPE:	WEIGHT:
SPEC.:3000K	DIM.:	SERIAL No.:2303070246
MFR.: RISE	SUR.:0.003737385m2	Shielding Angle:



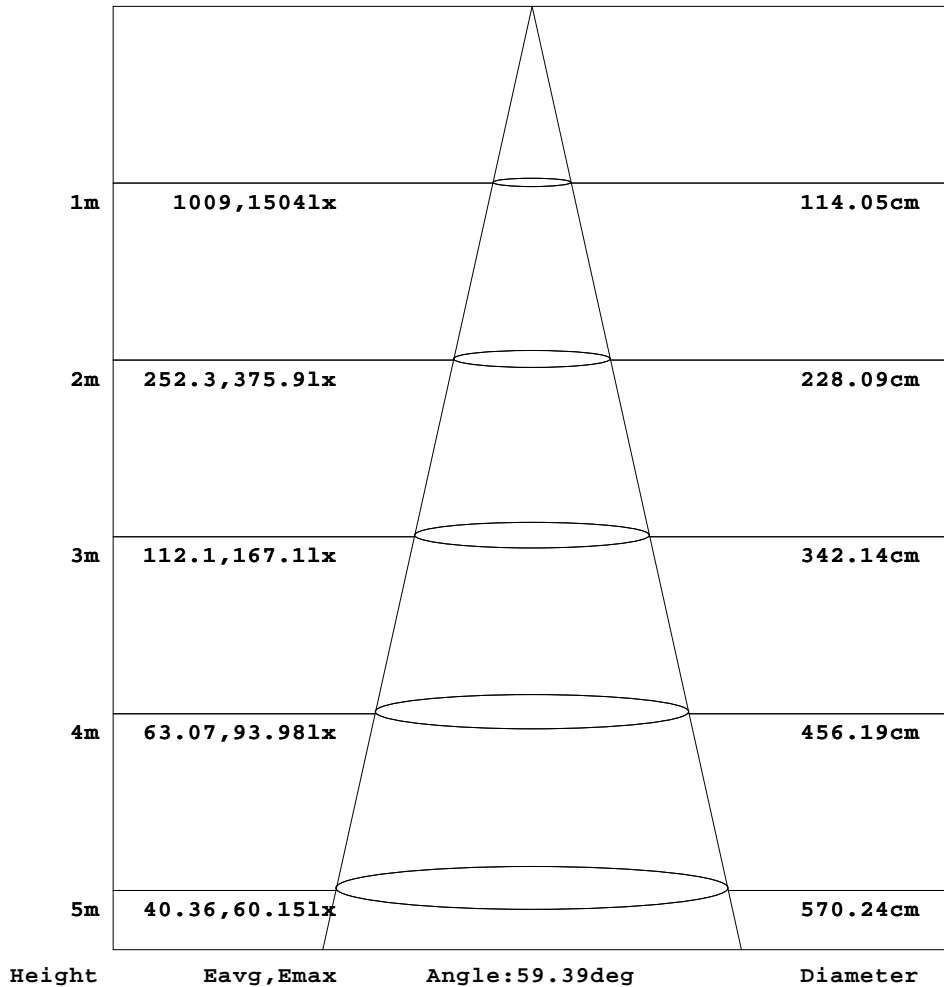
C Range: 0 - 360DEG
C Interval: 30.0DEG
Test Speed: HIGH
Temperature:25.3DEG
Operators:Zoe
Test Date:2023-3-7

Range: 0 - 180DEG
Interval: 1.0DEG
Test System:EVERFINE GO-SPEX500_V1 SYSTEM V2.00.416
Humidity:65.0%
Test Distance:3.160m [K=1.0000]
Remarks: LAMP:BXRE-30G1000-A-83 Ra:90
LENS:PM-1082C 50R
DRIVER: PUP20A-1WMC 450mA
30minutes warm-up

AAI Figure

Test:U:120.01V I:0.1485A P:17.742W PF:0.9941 Freq:59.98Hz Lamp Flux:1749.31x1 lm		
NAME: 2218.216F-LEA-14	TYPE:	WEIGHT:
SPEC.:3000K	DIM.:	SERIAL No.:2303070246
MFR.: RISE	SUR.:0.003737385m2	Shielding Angle:

Flux out:1057 lm



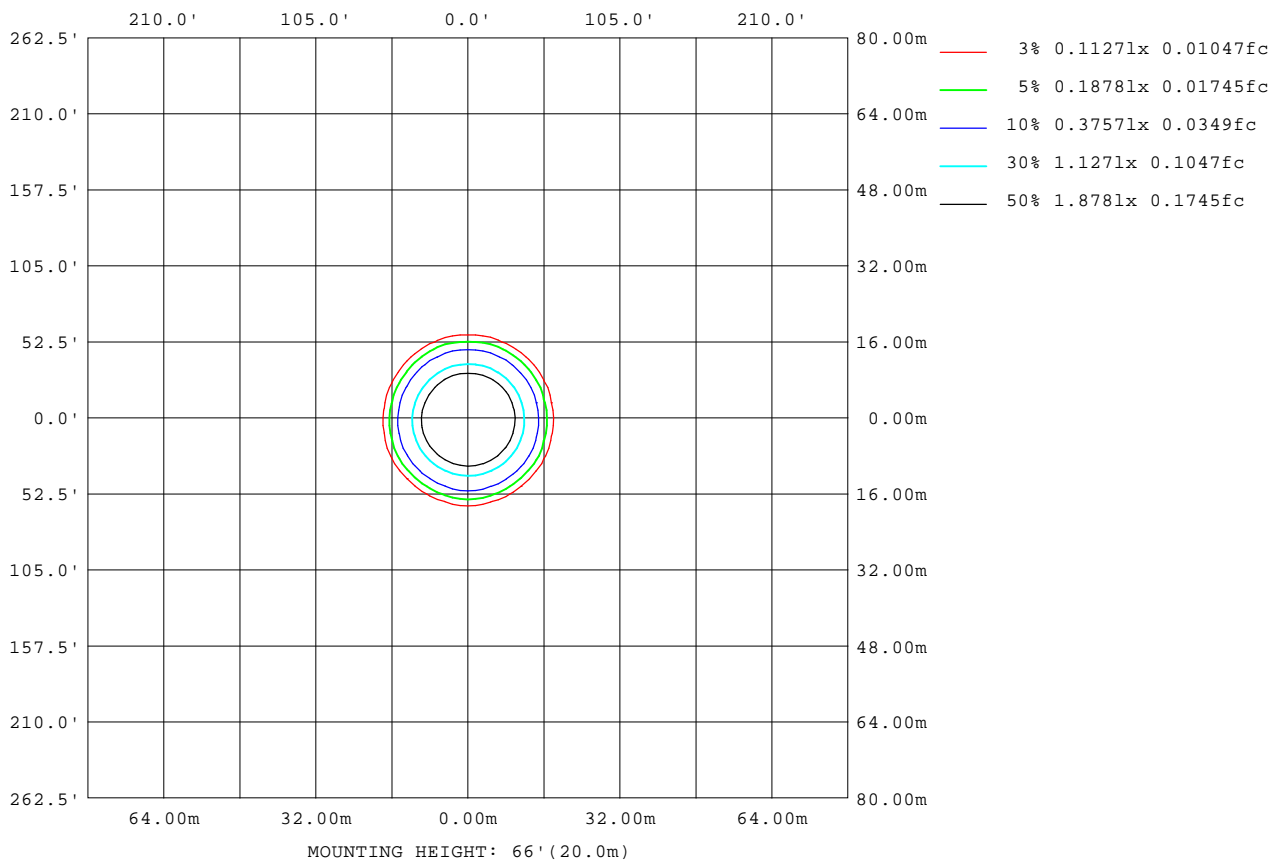
Note:The Curves indicate the illuminated area and the average illumination when the luminaire is at different distance.

C Range: 0 - 360DEG
C Interval: 30.0DEG
Test Speed: HIGH
Temperature:25.3DEG
Operators:Zoe
Test Date:2023-3-7

Range: 0 - 180DEG
Interval: 1.0DEG
Test System:EVERFINE GO-SPEX500_V1 SYSTEM V2.00.416
Humidity:65.0%
Test Distance:3.160m [K=1.0000]
Remarks: LAMP:BXRE-30G1000-A-83 Ra:90
LENS:PM-1082C 50R
DRIVER: PUP20A-1WMC 450mA
30minutes warm-up

ISOLUX DIAGRAM

Test:U:120.01V I:0.1485A P:17.742W PF:0.9941 Freq:59.98Hz Lamp Flux:1749.31x1 lm		
NAME: 2218.216F-LEA-14	TYPE:	WEIGHT:
SPEC.:3000K	DIM.:	SERIAL No.:2303070246
MFR.: RISE	SUR.:0.003737385m2	Shielding Angle:



C Range: 0 - 360DEG
C Interval: 30.0DEG
Test Speed: HIGH
Temperature:25.3DEG
Operators:Zoe
Test Date:2023-3-7

Range: 0 - 180DEG
Interval: 1.0DEG
Test System:EVERFINE GO-SPEX500_V1 SYSTEM V2.00.416
Humidity:65.0%
Test Distance:3.160m [K=1.0000]
Remarks: LAMP:BXRE-30G1000-A-83 Ra:90
LENS:PM-1082C 50R
DRIVER: PUP20A-1WMC 450mA
30minutes warm-up

LED Avg.L Report

Test:U:120.01V I:0.1485A P:17.742W PF:0.9941 Freq:59.98Hz Lamp Flux:1749.31x1 lm		
NAME: 2218.216F-LEA-14	TYPE:	WEIGHT:
SPEC.:3000K	DIM.:	SERIAL No.:2303070246
MFR.: RISE	SUR.:0.003737385m2	Shielding Angle:

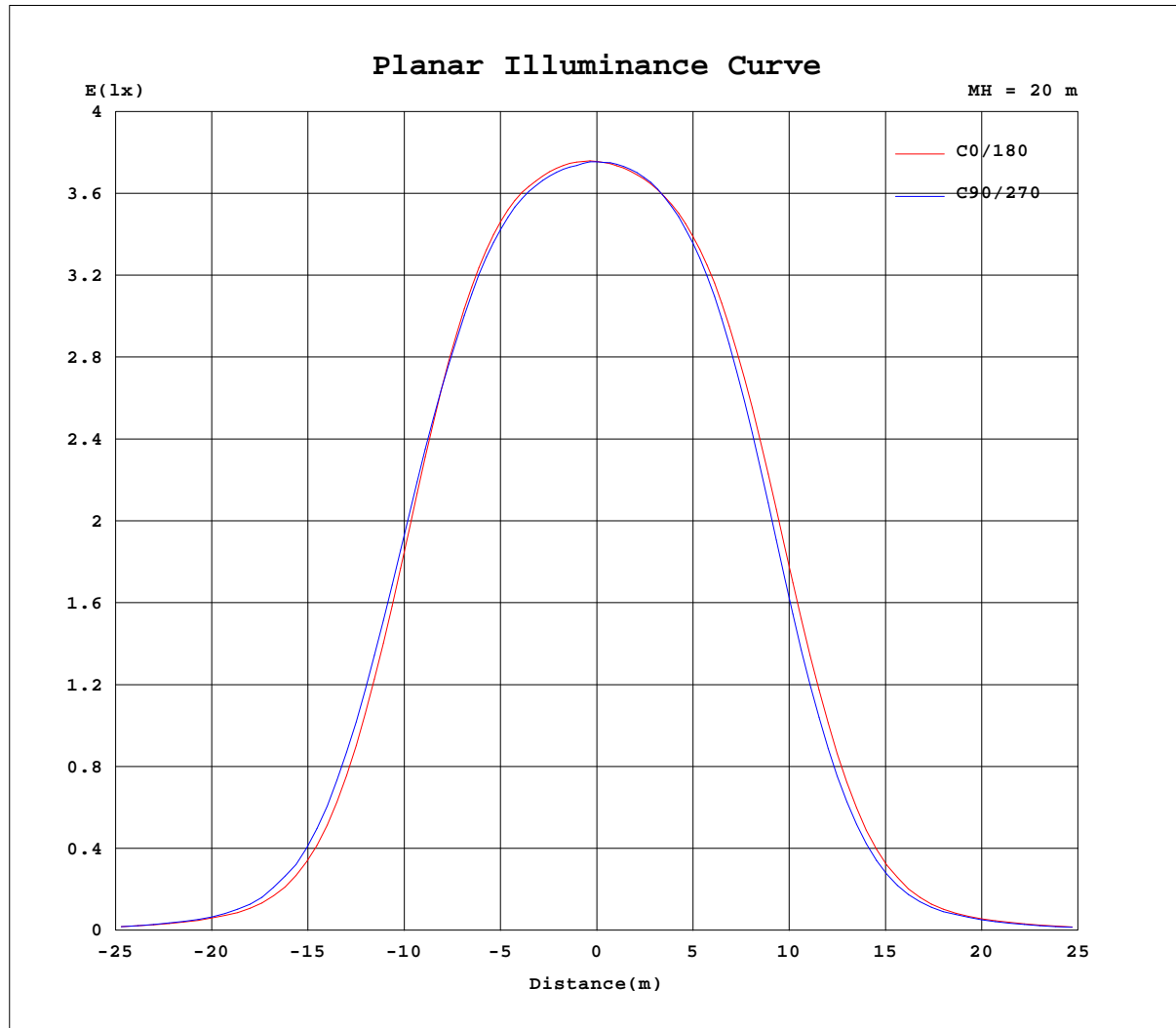
AvgL	cd/m2
L_0~180(65)av	2803
L_0~180(75)av	1873
L_0~180(85)av	1783
L_90~270(65)av	2755
L_90~270(75)av	1828
L_90~270(85)av	1640
L_45(65)av	2824
L_45(75)av	1866
L_45(85)av	1640

Standard: GB/T 29293-2012

C Range: 0 - 360DEG
C Interval: 30.0DEG
Test Speed: HIGH
Temperature:25.3DEG
Operators:Zoe
Test Date:2023-3-7

Range: 0 - 180DEG
Interval: 1.0DEG
Test System:EVERFINE GO-SPEX500_V1 SYSTEM V2.00.416
Humidity:65.0%
Test Distance:3.160m [K=1.0000]
Remarks: LAMP:BXRE-30G1000-A-83 Ra:90
LENS:PM-1082C 50R
DRIVER: PUP20A-1WMC 450mA
30minutes warm-up

Planar Illuminance Curve



C Range: 0 - 360DEG
 C Interval: 30.0DEG
 Test Speed: HIGH
 Temperature: 25.3DEG
 Operators: Zoe
 Test Date: 2023-3-7

Range: 0 - 180DEG
 Interval: 1.0DEG
 Test System: EVERFINE GO-SPEX500_V1 SYSTEM V2.00.416
 Humidity: 65.0%
 Test Distance: 3.160m [K=1.0000]
 Remarks: LAMP: BXRE-30G1000-A-83 Ra: 90
 LENS: PM-1082C 50R
 DRIVER: PUP20A-1WMC 450mA
 30minutes warm-up



LUMINOUS DISTRIBUTION INTENSITY DATA

Test:U:120.01V I:0.1485A P:17.742W PF:0.9941 Freq:59.98Hz Lamp Flux:1749.31x1 lm		
NAME: 2218.216F-LEA-14	TYPE:	WEIGHT:
SPEC.:3000K	DIM.:	SERIAL No.:2303070246
MFR.: RISE	SUR.:0.003737385m2	Shielding Angle:

Table--1

UNIT: cd

C(DEG) (DEG)	0	30	60	90	120	150	180	210	240	270	300	330						
0	1502	1502	1502	1502	1502	1502	1502	1502	1502	1502	1502	1502						
5	1511	1509	1507	1505	1503	1502	1500	1500	1503	1505	1508	1511						
10	1522	1519	1519	1512	1510	1506	1501	1491	1501	1500	1512	1522						
15	1509	1502	1509	1493	1494	1486	1476	1448	1465	1458	1483	1506						
20	1405	1408	1418	1393	1395	1387	1364	1324	1324	1316	1352	1395						
25	1147	1180	1186	1178	1162	1144	1106	1046	1036	1025	1068	1119						
30	756	813	832	828	803	770	723	663	650	641	674	721						
35	374	422	437	442	417	394	357	320	311	309	324	354						
40	152	169	173	188	165	160	144	129	126	126	131	144						
45	69.8	71.9	77.8	75.9	76.0	71.6	65.5	60.4	59.8	59.4	61.7	65.9						
50	35.8	38.6	40.8	35.4	39.2	37.1	33.5	30.5	30.0	29.8	31.4	33.9						
55	17.2	19.4	20.3	18.9	19.1	18.1	16.1	14.3	13.7	13.5	14.4	15.9						
60	8.39	9.03	9.64	9.01	9.04	8.59	7.89	7.20	6.96	6.96	7.30	7.85						
65	4.60	4.94	5.24	4.98	4.95	4.55	4.25	3.89	3.71	3.72	4.00	4.33						
70	2.67	2.87	2.92	2.79	2.85	2.62	2.43	2.21	2.12	2.10	2.25	2.47						
75	1.85	1.89	1.88	1.83	1.90	1.83	1.78	1.71	1.70	1.70	1.74	1.79						
80	1.28	1.36	1.40	1.30	1.35	1.23	1.20	1.10	1.07	1.06	1.11	1.19						
85	0.62	0.70	0.74	0.65	0.52	0.45	0.55	0.45	0.42	0.42	0.47	0.54						
90	0.00	0.00	0.00	0.00	0.00	0.00	0.00	0.00	0.00	0.00	0.00	0.00						
95	0.00	0.00	0.00	0.00	0.00	0.00	0.00	0.00	0.00	0.00	0.00	0.00						
100	0.00	0.00	0.00	0.00	0.00	0.00	0.00	0.00	0.00	0.00	0.00	0.00						
105	0.00	0.00	0.00	0.00	0.00	0.00	0.00	0.00	0.00	0.00	0.00	0.00						
110	0.00	0.00	0.00	0.00	0.00	0.00	0.00	0.00	0.00	0.00	0.00	0.00						
115	0.00	0.00	0.00	0.00	0.00	0.00	0.00	0.00	0.00	0.00	0.00	0.00						
120	0.00	0.00	0.00	0.00	0.00	0.00	0.00	0.00	0.00	0.00	0.00	0.00						
125	0.00	0.00	0.00	0.00	0.00	0.00	0.00	0.00	0.00	0.00	0.00	0.00						
130	0.00	0.00	0.00	0.00	0.00	0.00	0.00	0.00	0.00	0.00	0.00	0.00						
135	0.00	0.00	0.00	0.00	0.00	0.00	0.00	0.00	0.00	0.00	0.00	0.00						
140	0.00	0.00	0.00	0.00	0.00	0.00	0.00	0.00	0.00	0.00	0.00	0.00						
145	0.00	0.00	0.00	0.00	0.00	0.00	0.00	0.00	0.00	0.00	0.00	0.00						
150	0.00	0.00	0.00	0.00	0.00	0.00	0.00	0.00	0.00	0.00	0.00	0.00						
155	0.00	0.00	0.00	0.00	0.00	0.00	0.00	0.00	0.00	0.00	0.00	0.00						
160	0.00	0.00	0.00	0.00	0.00	0.00	0.00	0.00	0.00	0.00	0.00	0.00						
165	0.00	0.00	0.00	0.00	0.00	0.00	0.00	0.00	0.00	0.00	0.00	0.00						
170	0.00	0.00	0.00	0.00	0.00	0.00	0.00	0.00	0.00	0.00	0.00	0.00						
175	0.00	0.00	0.00	0.00	0.00	0.00	0.00	0.00	0.00	0.00	0.00	0.00						
180	0.00	0.00	0.00	0.00	0.00	0.00	0.00	0.00	0.00	0.00	0.00	0.00						

C Range: 0 - 360DEG
C Interval: 30.0DEG
Test Speed: HIGH
Temperature:25.3DEG
Operators:Zoe
Test Date:2023-3-7

Range: 0 - 180DEG
Interval: 1.0DEG
Test System:EVERFINE GO-SPEX500_V1 SYSTEM V2.00.416
Humidity:65.0%
Test Distance:3.160m [K=1.0000]
Remarks: LAMP:BXRE-30G1000-A-83 Ra:90
LENS:PM-1082C 50R
DRIVER: PUP20A-1WMC 450mA
30minutes warm-up